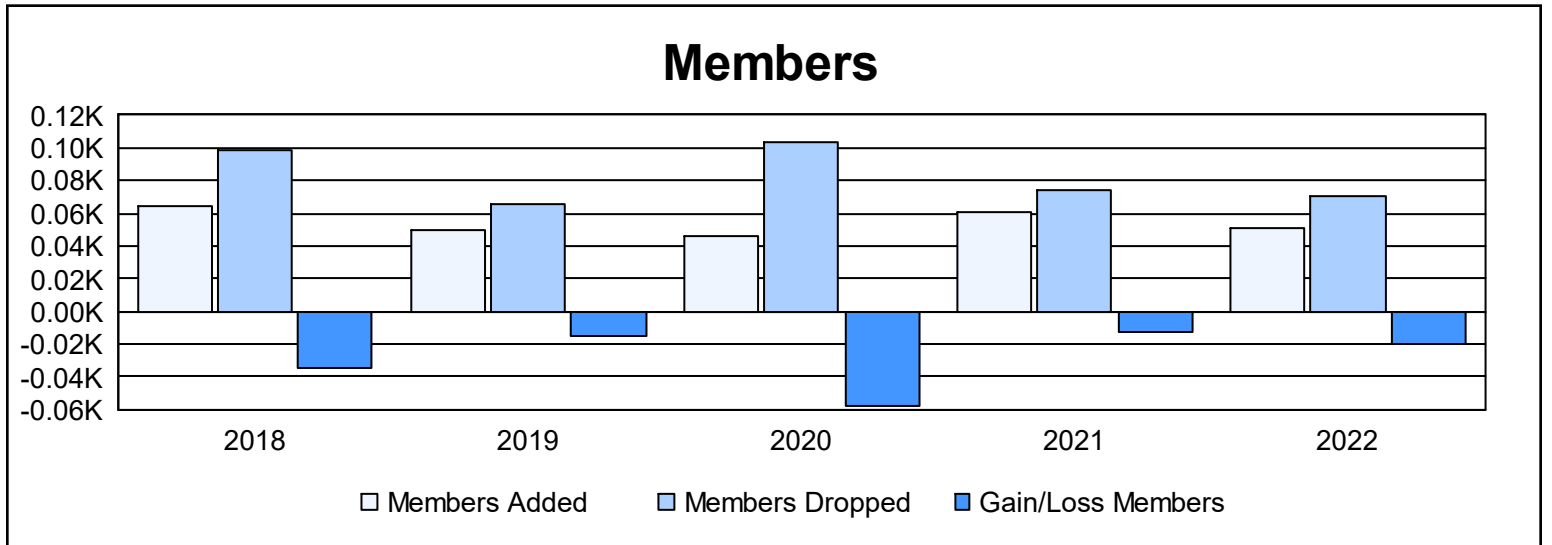
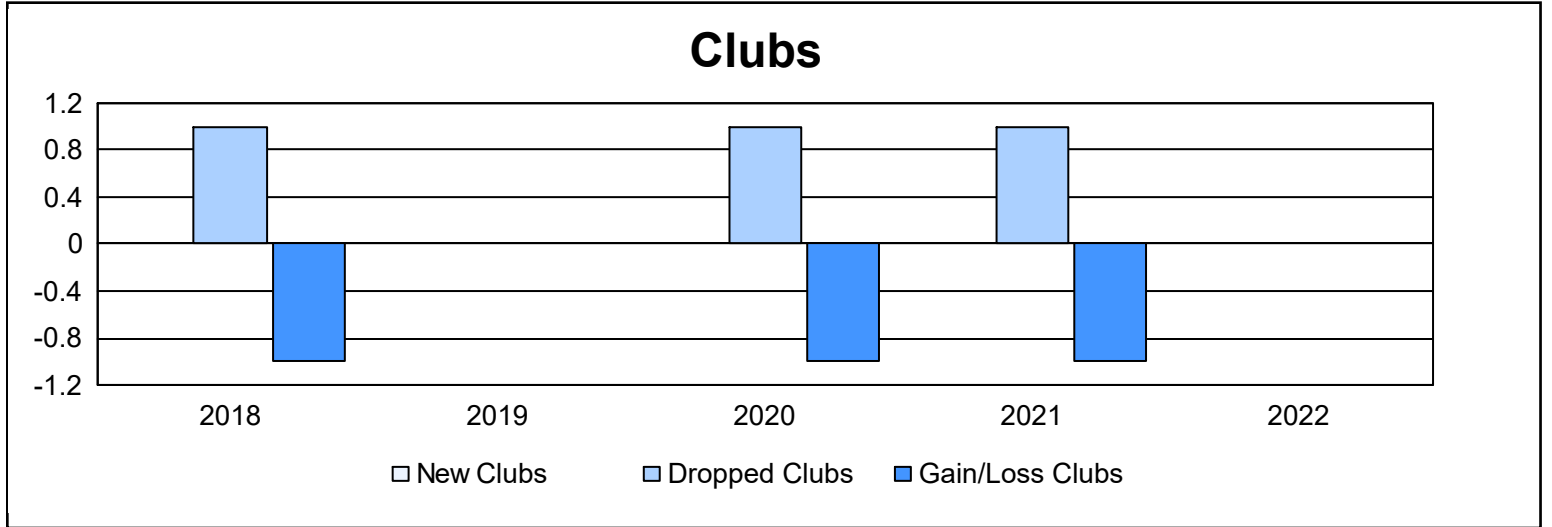
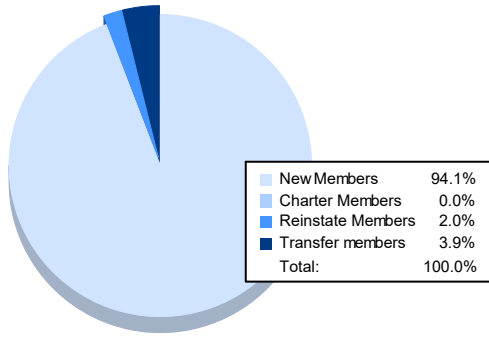


Year	New Clubs	Dropped Clubs	Gain/ Loss Clubs	New Members	Charter Members	Reinstate Members	Transfer Members	Total Member Added	Total Members Dropped	Gain/ Loss Members
2017-2018	0	1	-1	58	0	3	3	64	98	-34
2018-2019	0	0	0	46	0	2	2	50	65	-15
2019-2020	0	1	-1	39	0	7	0	46	104	-58
2020-2021	0	1	-1	58	0	1	2	61	74	-13
2021-2022	0	0	0	48	0	1	2	51	71	-20
<b>Average</b>	<b>0</b>	<b>1</b>	<b>-1</b>	<b>50</b>	<b>0</b>	<b>3</b>	<b>2</b>	<b>54</b>	<b>82</b>	<b>-28</b>



### Membership Composition June 2022 Cumulative



### Gender Composition June 2022 Cumulative

